OPTIFLEX™ I/O EXPANDERS

I/O EXPANDERS FOR OPTIFLEX BACNET BUILDING CONTROLLERS



I/O EXPANDERS FOR OPTIFLEX BACNET BUILDING CONTROLLERS

OptiFlex I/O expanders deliver input and output capacity to the powerful OptiFlex BACnet Building Controllers. Up to nine OptiFlex I/O expanders can be added to an OptiFlex BACnet Building controller.

OptiFlex I/O expanders are designed for flexible panel configurations. They are DIN rail or screw-tab mountable and can be mixed and matched to meet the I/O requirements of the equipment being controlled. The expanders can be mounted directly to the OFBBC controller or remotely mounted up to 500' away.

Part#	FIO48u	FIO88u	FIO812u	FIO012u
Universal Outputs	4	8	8	0
				
Universal Inputs	8	8	12	12

KEY FEATURES AND BENEFITS

Hardware Features

- USB port for local device updates
- DIN rail or screw mounting

Compatible with OptiFlex BACnet Building Controllers Models

- OF1628
- OF1628-NR
- OFO28-NR
- OFBBC
- OFBBC-NR

The WebCTRL building automation system gives you the ability to understand your building operations and analyze the results. Integrate environmental, energy, security and safety systems into one powerful management tool that helps you reduce energy consumption, increase occupant comfort, and achieve sustainable building operations.

SPECIFICATIONS

Part #	FIO48u, FIO88u, FIO812u, FIO012u OptiFlex I/O Expanders
Power	24Vac +/- 10%, 50 - 60Hz, 50VA or 26Vdc +/- 10%, 12W
Communication	
I/O Bus Port	Provides communication for wired FIO expanders that are powered by external power supplies.
I/O Bus Edge Connector	6-pin connector that provides communication and power to a directly connected OptiFlex I/O expander.
Inputs - configurable in the control program for 0-5 Vdc, 0-10 Vdc, 0-20 mA, RTD, thermistor, dry contact, or pulse counter	
Resolution	16-bit A/D
Pulse Frequency	40 pulses per second, Max. Minimum pulse width (on or off time) required for each pulse is 12.5 msec.
Outputs	Outputs can be set as analog or binary outputs and feature
	Hand-Auto-Off (HAO) switches are on each output, including potentiometers for manual adjustment of analog outputs. Analog outputs can be used for 0-10 Vdc or 0-20 mA devices. Binary outputs have a built-in relay and can be used to switch external devices or relays up to 1A, 30 Vac/Vdc
Resolution	12 bit D/A
Status Indicators	LED status indicators for Power, Run, Error Xnet TX and Xnet Rx
Environmental Range	-40°F to 158°F (-40 to 70°C), 10–95% relative humidity, non-condensing **NOTE:** Install in a UL listed enclosure only.
Protection	The OptiFlex I/O expander has two, fast-acting 5mm x 20mm glass fuses: A 2A fuse for the FIO expander's power and a 4A fuse for the I/O bus edge connector.
Terminal Connectors	Screw-type terminal blocks. 0.2 in. (5.08 mm) pitch connectors
Compliance	**United States:** FCC compliant to Title CFR47, Part 15, Subpart B, Class A. UL Listed, File E143900; CCN PAZX, UL916, Energy Management Equipment; **AS/NZS:** RCM Mark 61000-6-3; **Canada:** UL Listed File E143900, CCN PAZX7, CAN/CSA C22.2 No. 205 Signal Equip., Industry Canada Compliant, ICES-003, Class A; CE Mark Compliant with 2014/30/EU, and RoHS Compliant: 2015/863/EU; **UKCA** Mark compliant with Electromagnetic Compatibility Regulations 2016 – Gov.UK and RoHS for Electrical and Electronic Equipment 2012.

Figure 1: Physical Dimensions

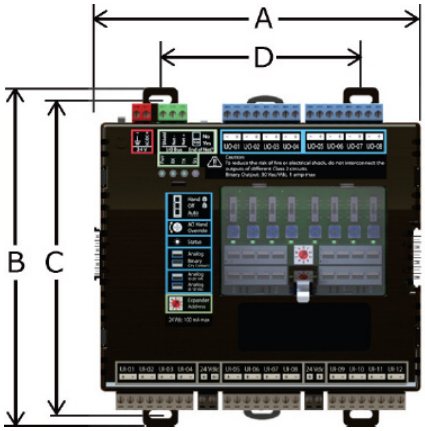

Overall

	in.	mm
Width (A):	6.9	175.26
Height (B):	6.95	176.53
Depth:	2.09	53.086
Weight:	1.1 lbs	0.49 kg

Recommended panel depth 2 3/4 in. (7 cm)

Assembled in the United States

Screw Mounting

	in.	mm
(C):	6.45	163.83
(D):	4.1	104.14

Automated Logic

1150 Roberts Boulevard, Kennesaw, Georgia 30144
770-429-3000 • Fax 770-429-3001 | automatedlogic.com | A Carrier Company

©2022 Carrier. All Rights Reserved. All trademarks and service marks referred herein are the property of their respective owners.