

Wireless Adapter

WebCTRL®-to-Wireless Sensing

As part of Automated Logic's wireless sensing line, the wireless adapter connects wireless room sensors to the WebCTRL® building automation system.

The wireless adapter plugs directly into the sensor network (Rnet), of a WebCTRL controller, enabling wireless communication with the wireless sensors. By reading sensor data, the controller is able to optimize the control of heating, cooling, and lighting systems in the space, providing optimum occupant comfort and energy efficiency.



Key Features and Benefits

Easy to Install

- Connects directly to Rnet sensor network, enabling communication with wireless sensors
- Can be installed up to 60' away from wireless sensors
- Enables wireless sensing on new or retrofit projects
- Wireless software included for quick & easy sensor pairing
- Available in different frequencies for different parts of the world


Automated Logic Wireless System Benefits

- Wireless and battery-less space sensors (assuming sufficient lighting exists in space)
- Maintenance-free capacitors power the sensors during unlit periods for up to 4-days without a light source
- Easy and cost-effective installation
- No repeaters or amplifiers required for zone-based applications
- Sensors transmit on COV (change of value), to save energy
- Integrates seamlessly with WebCTRL alarming for proactive monitoring of important sensor conditions, including:
 - Sensor backup capacitor charge
 - Sensor signal strength
 - Sensor offline
- Can co-exist on Rnet with Automated Logic's wired ZS sensors.
 - Single-program controllers can support a total of 5 sensors
 - Multi-program controllers can support up to 15 sensors



Wireless adapter

The wireless adapter enables communication between the wireless sensors and any WebCTRL controller, allowing it to optimize control of the HVAC and lighting systems.





WebCTRL® Controller

Provides optimized control of HVAC and lighting equipment in the space based on sensed values.



Wireless Adapter

Specifications

| | |
|-----------------------|---|
| Power requirements | 24 Vac @ 125 mA |
| Power supply | 24 Vac external power supply |
| Protocol | Customized version of EnOcean® |
| Radio frequency | 868 MHz (Europe and China) 902 MHz (North America) 928 MHz (Japan) |
| Transmission range | Typically, 60 ft. (18.29 m) maximum from wireless adapter, assuming sensor and wireless adapter are separated by no more than 1 drop ceiling or 2 walls (drywall with metal studs). |
| Protection | Communication port is optically isolated. |
| Operating environment | Indoor rated only 0°F to 130°F (-17.8°C to 54.4°C) 10% to 90% relative humidity (non-condensing) |
| Housing | UL94-5VA plenum rated enclosure, rugged GE C2950 Cyclopy plastic, black color |
| Weight | 4.3 oz. (121.9 g) |
| Dimensions | 4.69 in. x 3.37 in. x 1.38 in. (11.94 cm x 8.56 cm x 3.51 cm) |
| Compliance | United States of America: FCC CFR 47, Chapter 1, Subchapter A, Part 15, Subpart B, Class B Contains FCC ID: SZV-STM300U Canada: Industry Canada Compliant, ICES-003, Class B cUL Listed UL 916, PAZX&, Energy Management Equipment Europe:  EN50491-5-2:2009; Part 5-2: EMC requirements for HBES/BACS used in residential, commercial and light industry environment EN50491-3:2009, Part 3: Electrical safety requirements for Home and Building Electronic Systems (HBES) and Building Automation and Control Systems (BACS) Low Voltage Directive: 200695/EC RoHS Compliant: 2011/65/EU Australia and New Zealand:  C-Tick Mark, AS/NZS 61000-6-3 |

All trademarks used herein are the property of their respective owners.

1150 Roberts Boulevard, Kennesaw, Georgia 30144
770-429-3000 Fax 770-429-3001 | www.automatedlogic.com

AUTOMATEDLOGIC
United Technologies